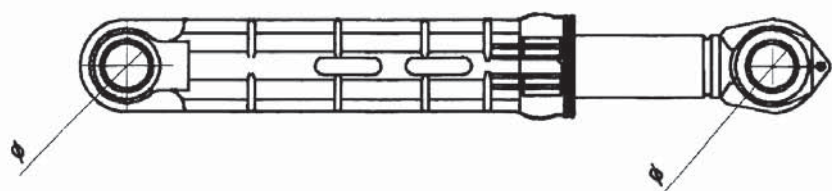


SHOCK ABSORBER RANGE MOLLIFICIO C.I.M.A.

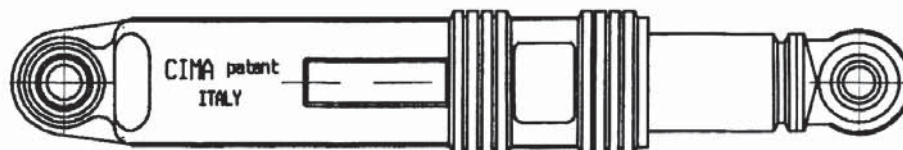


SHOCK ABSORBER JUNIOR LOAD 50 N ÷ 120 N

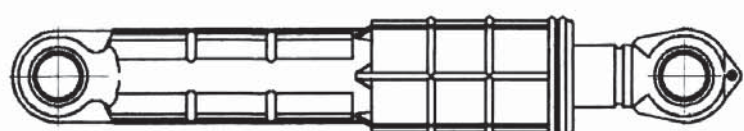


12.5 13.5
 ø PLASTIC BUSHING ø11.2
 ø STEEL BUSHING ø8.1
 ø STEEL BUSHING ø10.1

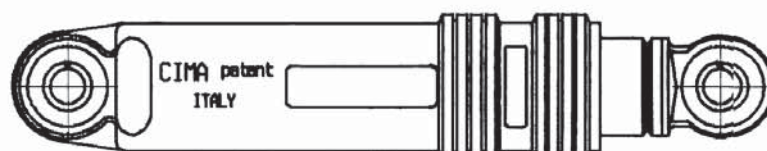
SHOCK ABSORBER SENIOR LOAD 80 N ÷ 250 N



SHOCK ABSORBER VARIABLE LOAD 50 N ÷ 120 N



SHOCK ABSORBER SENIOR/SHORT LOAD 80 N ÷ 250 N



ORIGINAL SPARE PARTS

PHILCO
 ARDO
 INDESIT COMUNANZA VASCA PLASTICA
 INDESIT COMUNANZA VASCA INOX
 INDESIT TEVEROLA VASCA PLASTICA
 INDESIT TEVEROLA VASCA INOX
 INDESIT BREMBATE TOP LOADING
 INDESIT BREMBATE FRON LOADING
 HOTPOINT

ELECTROLUX
 WHIRLPOOL DELTA – ALLIANCE – ACCESS
 OCEAN SANGIORGIO
 CANDY
 BOSCH
 FAGOR
 MIELE
 VESTEL
 ARCELIK

FIXATION TYPES

